



Marco CPSC Information Page 1

This page will assist us with identifying your fireplace as a RETROFIT CANDIDATE. This Retrofit Project only applies to some, but not all, MARCO CCT and MGC, sealed glass front, DIRECT VENT, GAS FIREPLACES, where the chimney vents through the wall.

You are NOT subject to this retrofit action if:

- 1. The chimney on your fireplace exits through the roof of your home.**
- 2. You have a wood burning fireplace with a GAS LOG SYSTEM or a GAS STARTER.**
- 3. Your Marco gas fireplace has no glass front, has operating glass doors or is part of the Galaxy product group.**

If you have any of the previously excluded fireplaces, you do not need to continue. Your fireplace is not part of the Marco Retrofit program.

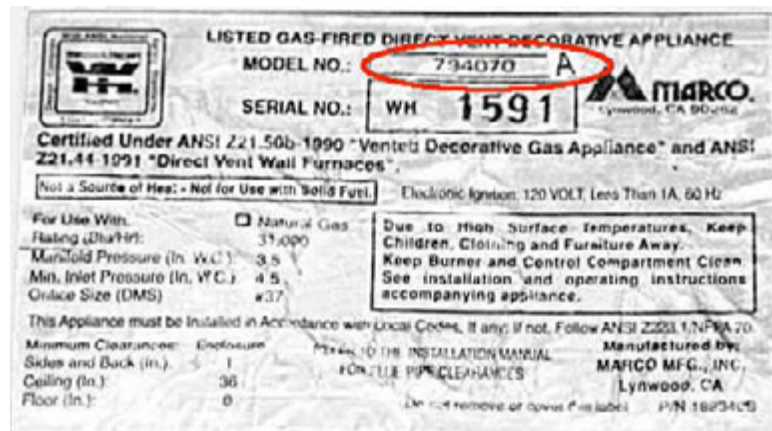

If you feel your fireplace may be affected, please continue by clicking below.



Marco CPSC Information Page 2

If you have a direct-vent gas fireplace that you believe may require the retrofit, the following information will help confirm whether your gas fireplace is one of the installations requiring the retrofit.

The safety concern and retrofit only applies to specific models of Marco gas fireplaces. You will need to attain the specific model number on your fireplace. This information can be found on the silver 3" x 5" metal or foil identification plate that is located inside the lower grill or access panel at the right side bottom of the fireplace as you face the fireplace. The grill or panel is hinged at the bottom and can usually be opened with your fingertips. In some cases, it may be necessary to use a flat blade screwdriver or key to open and lower the panel.



The six-digit model number required starts with either a 794 or 797 as the first three numbers. It can be found near the top of the label and may require a flashlight to see the numbers. Please write down all six-digits of the model number including any letter following after the last number. This information is NECESSARY in order to properly identify your fireplace.



Marco CPSC Information Page 3

LISTED GAS-FIRED DIRECT VENT DECORATIVE APPLIANCE

MODEL NO.: 734070 **A**

SERIAL NO.: WH 1591

Certified Under ANSI Z21.50b-1990 "Vented Decorative Gas Appliance" and ANSI Z21.44-1991 "Direct Vent Wall Furnaces"

Not a Source of Heat - Not for Use with Solid Fuel | Electronic Ignition: 120 VOLT, Less Than 1A, 60 Hz

For Use With:	<input checked="" type="checkbox"/> Natural Gas
Rating (Btu/Hr):	31,000
Manifold Pressure (In. W.C.):	3.5
Min. Inlet Pressure (In. W.C.):	4.5
Orifice Size (DMS)	#37

Due to High Surface Temperatures, Keep Children, Clothing and Furniture Away. Keep Burner and Control Compartment Clean. See installation and operating instructions accompanying appliance.

This Appliance must be installed in accordance with Local Codes, if any; if not, Follow ANSI Z223.1/NFPA 70.

Minimum Clearances:	Enclosure	REFER TO THE INSTALLATION MANUAL FOR BLUE PIPE CLEARANCES	Manufactured by:
Sides and Back (in.):	1		MARCO MFG., INC.
Ceiling (In.):	36		Lynwood, CA
Floor (In.):	0		

Do not remove or cover this label | P/N 1883415

Please write down all six-digits of the **model number** including any letter following after the last number AND your **serial number**, which will start with "WH" and have four to five numbers after it.

This information is NECESSARY in order to properly identify your fireplace.



Marco CPSC Information Page 4

Click on your model number or "Not Listed" below to be taken to appropriate information.

Marco CPSC Recall Database Listing:						
Models	Regular Appliances			H/A Appliances		
CCT36 dba: MCG36DV	794029	794029A	794029B	797029	797029B	797029C
	794030	794030A	794030B	797030	797030B	797030C
	794031	794031A	794031B	797031	797031B	797031C
	794032	794032A	794032B	797032	797032B	797032C
CCT3600	794035	794035A	794035B	797035	794035B	794035B
	794036	794036A	794036B	797036	797030A	797036B
	794037	794037A	794037B	797037	797037A	797037B
	794038	794038A	794038B	797038	797038A	797038B
CCTP	794050	794050A	794050B	797050	797050A	
	794051	794051A	794051B	797051	797051A	
	794052	794052A	794052B	797052	797052A	
	794053	794053A	794053B	797053	797053A	
CCTST	794054	794054A	794050B	797054	797054A	
	794055	794055A	794051B	797055	797055A	
	794056	794056A	794052B	797056	797056A	
	794057	794057A	794053B	797057	797057A	
CCTR	794058	794058A	794058B	797058	797058A	
	794059	794059A	794059B	797059	797059A	
	794060	794060A	794060B	797060	797060A	
	794061	794061A	794061B	797061	797061A	
CCTL	794062	794062A	794062B	797062	797062A	
	794063	794063A	794063B	797063	797063A	
	794064	794064A	794064B	797064	797064A	
	794065	794065A	794065B	797065	797065A	
CCT41	794070	794070A	794070B	797070	797071A	
	794071	794071A	794071B	797071	797071A	
	794072	794072A	794072B	797072	797072A	
	794073	794073A	794073B	797073	797073A	
Not Listed						



Marco CPSC Information Page 5

Based on your responses, your fireplace may be a candidate for our retrofit program. To further research your particular fireplace, you will need to identify the type of termination used.

Any Marco fireplaces which do NOT have a vent termination on an exterior wall are not included in this retrofit program.


Steps to follow to determine if your fireplace requires the retrofit:

1. The shape and characteristics of the vent termination will help determine if your fireplace installation is one of those to be retrofitted. The termination is painted black, but may have been painted the same color as the wall by your builder. Only the terminations shown in the following diagrams apply to this retrofit if there is a 4" diameter air intake. Compare your wall termination against the diagrams. If it looks like model B, look through the grill at either the left or right side to locate the 4" diameter air intake. All model A and some model Bs (without side grills) will require looking in through the lower grill to locate the 4" diameter air intake. The retrofit only applies to those with this air intake. If the termination does not have this 4" air intake as shown, your fireplace does not require the retrofit.
2. If your Marco fireplace installation has a termination on the exterior wall with horizontal slots along both side, your fireplace installation does not require this retrofit. Only terminations that look like the diagrams provided may require the retrofit.

1.



2.



3.



4.



YES — A unit with this cap may require a retrofit, if not already done.

5.



6.



7.



NO — This termination is retrofitted at the factory before installation.



For Choices – My Termination Looks Like 1, 2, 3, or 4 & I Am Not Certain If I have an Affected Termination:

Based on the information you've provided, you may be a CANDIDATE for this retrofit project. To ensure your safety, please, IMMEDIATELY DISCONTINUE USE of your Marco Fireplace.

Please completely fill out the form below, then click the “mail to” link at the bottom of the page to send the completed form. If you have any questions, please use our 24 hour automated call center at **888-420-6272**.

Please fill in your contact information. We will process your request in the order it was received.

Contact Information

First Name (Required)

Last Name (Required)

Company Name

Address 1 (Required)

Address 2

City (Required)

State (Required)

Zip (Required)

E-mail Address (Required)

Model Number (Required)

Serial Number (Required)

Termination Type (1, 2, 3, 4 or Don't Know) (Required)



Based on the information you provided us, you are not a candidate for the Marco Retrofit Project.

We thank you for your time and effort in resolving this issue.