



The VRT3200 Series radiant vent-free firebox presents a fresh yet traditional tall opening and low to the floor masonry fireplace design. The fireplace's refractory brick panels are molded from actual hand-cut firebrick in a traditional stacked or herringbone pattern. Combine with a variety of vent-free gas logs for a beautiful full size fireplace with a traditional masonry appearance.

FEATURES

- Available in 32", 36" and 42" models.
- 28" tall and full width refractory opening on all models
- Low to the floor masonry design for a cleaner, more traditional look.
- Realistic refractory brick liner available in stacked or herringbone pattern.
- Mesh draw screens for a more realistic appearance.
- Radiant smooth-faced design with durable black powder-coat finish.
- Includes required heat deflection hood.
- Select from a variety of compatible vent-free log sets and controls (sold separately)
- Optional outside air kit available.
- 20 year limited warranty.

Compatible with any listed ANSI Z21.11.2 vent-free log set. Choose a Superior vent-free log set for best results.

INTERIOR OPTIONS



Stacked



Herringbone

COMPATIBLE VF GAS LOG SETS



Crescent Hill



Crescent Hill HD



Golden Oak



Boulder Mountain



Rugged Stack



Wild Timber

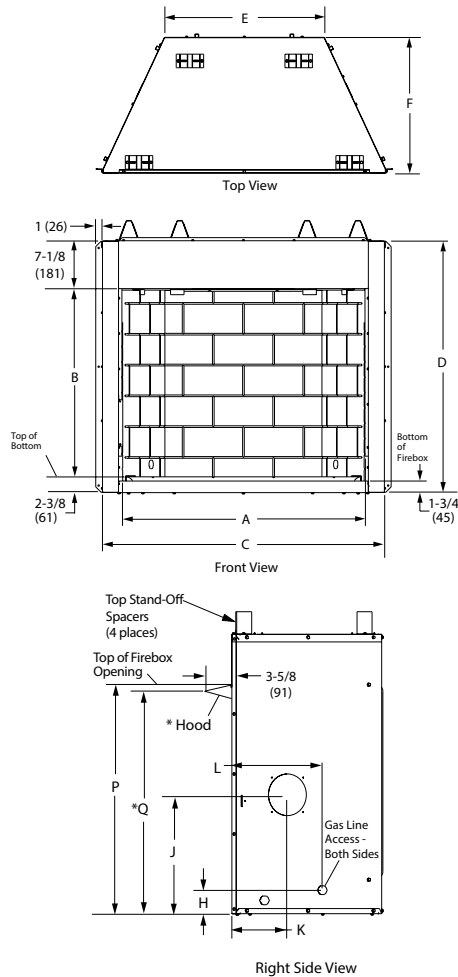


Granite Ridge



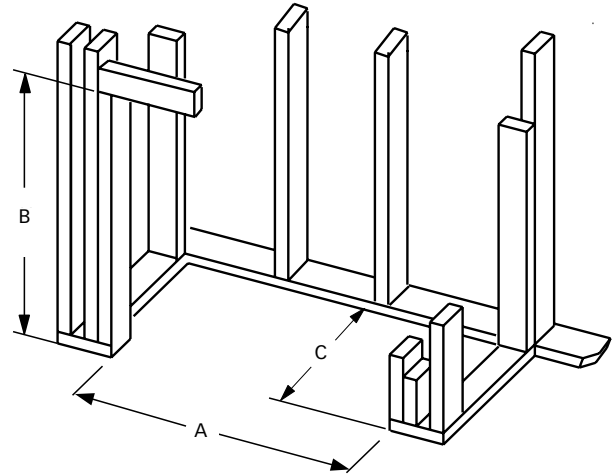
Silverstone Timber

APPLIANCE SPECIFICATIONS

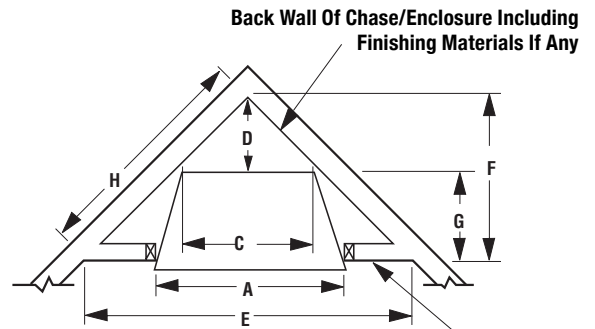


FRAMING SPECIFICATIONS

	VRT3232	VRT3236	VRT3242
A	38-1/4"	42-1/4"	48-1/4"
B	40-1/4"	40-1/4"	40-1/4"
C	20-1/2"	20-1/2"	20-1/2"



CORNER INSTALLATION



INTERIOR FIREBOX DIMENSIONS*

	VRT3232	VRT3236	VRT3242
FRONT WIDTH	31"	35"	41"
REAR WIDTH	19-1/4"	23-1/4"	29-1/4"
DEPTH	19-5/8"	19-5/8"	19-5/8"
HEIGHT	27-7/8"	27-7/8"	27-7/8"

* To assist with compatible log size selection

IMPORTANT NOTES:

As with any fireplace, this appliance is extremely hot during operation. Read and understand all operating instructions before using this appliance. For further information, consult your dealer.

Local conditions, such as elevation, wind, vent configuration and choice of fuel will affect overall appearance of the fire and heating performance. Performance can also vary with home design and insulation, climate, condition and type of fuel used, appliance location, burn rate, accessories chosen, chimney installation and how the appliance is operated.

Diagrams, illustrations and photographs are not to scale—consult installation instructions. Product designs, materials, dimensions, specifications, colors and prices are subject to change or discontinuance without notice.



© 2025 Innovative Hearth Products

785720M 07/25

Visit us online
SuperiorFireplaces.us.com

