

STARLITE LX

VENT-FREE GAS FIREPLACE SYSTEMS OUTDOOR





The **StarLite LX** Outdoor Gas Fireplace brings together the pleasure of an outdoor fireplace, the contemporary look of stainless steel and easy installation. The stainless steel exterior complements outdoor kitchens and furnishings and provides weather resistance for years of carefree enjoyment. With its vent-free design, there is no need for a chimney to obstruct your outdoor view. Detailed ceramic fiber logs combined with dancing yellow flames provide warmth and comfort for any outdoor oasis.



Options

Interior Liner Options (Required)

Choose from Stacked or Herringbone Refractory Panels.



Stacked



Herringbone

Exterior (Optional)



Stainless Steel Weather Cover

Remote (Included)

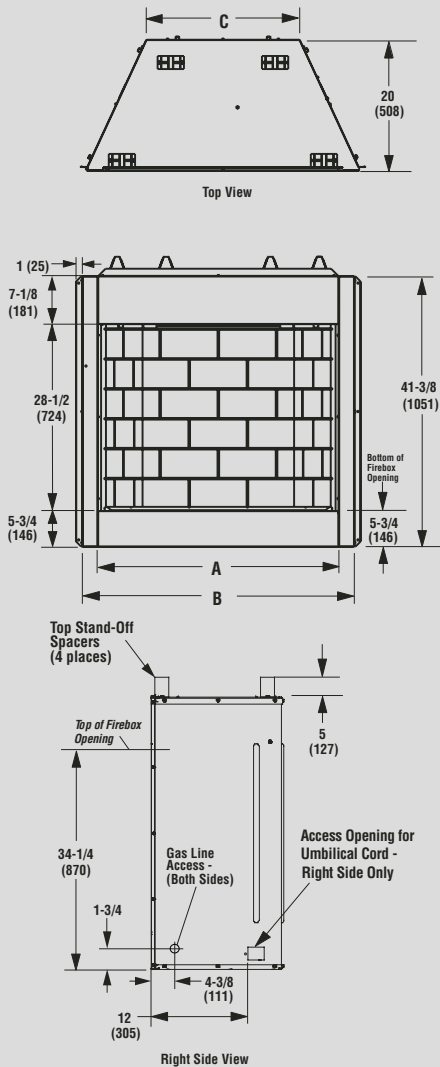


On/Off, Hi/Low Remote Control

STANDARD FEATURES

- ◆ Available in 36" and 42" radiant smooth faced models.
- ◆ Battery operated electronic ignition and wireless remote control.
- ◆ Tall random, dancing yellow flames for a realistic appearance.
- ◆ Detailed charred oak style ceramic fiber log set imitates the look of natural wood.
- ◆ Heavy duty stainless steel log grate and burner with concealed gas control valve.
- ◆ Durable 304-stainless steel on front face, and all surfaces exposed to weather.
- ◆ Robust stainless steel fire screens maintain their beauty over time.
- ◆ Realistic refractory liner available in stacked or herringbone pattern.
- ◆ Optional AC Power Adapter Kit available for battery-free electronic ignition
- ◆ Optional outdoor weather cover protects the firebox interior from adverse weather.
- ◆ Optional brushed stainless hood available for reduced mantel clearances.
- ◆ Optional drain pan available.
- ◆ Limited Lifetime Warranty.

APPLIANCE SPECIFICATIONS



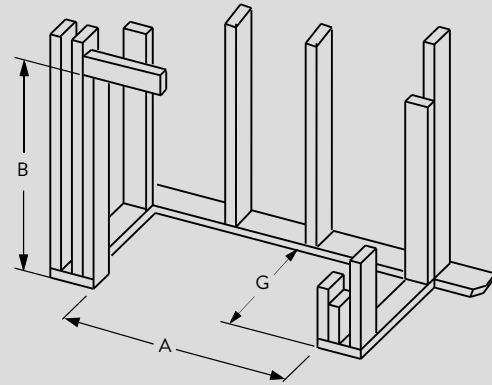
STARLITE LX 36 STARLITE LX 42

A	37"	43"
B	41-3/4"	47-3/4"
C	23-1/2"	29-1/2"

FIREPLACE BTU OPERATING RANGE

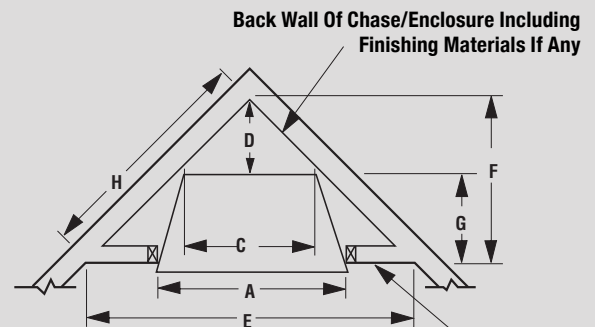
MODEL	FUEL	BTU/HR
STARLITE LX 36	NG	30,000-45,000
STARLITE LX 36	LP	32,000-41,000
STARLITE LX 42	NG	30,000-45,000
STARLITE LX 42	LP	32,000-41,000

FRAMING SPECIFICATIONS



PARALLEL INSTALLATION

	STARLITE LX 36	STARLITE LX42
A	42-3/4"	48-3/4"
B	46-1/2"	46-1/2"
C	23-5/8"	29-5/8"
D	11-1/4"	14-1/4"
E	63-1/2"	69-1/2"
F	31-3/4"	34-3/4"
G	20-1/2"	20-1/2"
H	44-1/4"	49-1/8"



CORNER INSTALLATION

IMPORTANT NOTES:

As with any fireplace, this appliance is extremely hot during operation. Read and understand all operating instructions before using this appliance. For further information, consult your dealer.

Local conditions, such as elevation and choice of fuel will affect overall appearance of the fire and heating performance. Performance can also vary with home design and insulation, ceiling height, accessories chosen and appliance location.

Diagrams, illustrations and photographs are not to scale — consult installation instructions. Product designs, materials, dimensions, specifications, colors and prices are subject to change or discontinuance without notice.

FRONT COVER StarLite LX 36 shown with Herringbone Refractory Liner and optional Brushed Stainless Steel Hood

astria
FIREPLACES®

© 2026 Innovative Hearth Products
785722M 05/26

Visit us online
Astria.us.com

PFS®
C US
Report #F14-020

