

# ELECTRIC FIREPLACES

LINEAR & TRADITIONAL



astria  
FIREPLACES®

## ELECTRIC FIREPLACES

# PLEXUS

*Plexus 100 shown with Blue Flame Setting  
and Smoked Crystal Ember Bed*



Plexus electric fireplaces offer a large linear transitional design with a smoked crystal ember bed and driftwood log accents. Impressive dual colored flame appearance combined with multi-color ember bed lighting and mood enhancing ceiling lighting offer breathtaking views and make Plexus fireplaces the focal point of any room.

## STANDARD FEATURES

- ◆ Available in 60", 72", 84" & 100" linear circulating models
- ◆ Compact 6" depth saves installed floor space
- ◆ Unique multi-level yellow and blue flame combination for greater realism
- ◆ Multi-colored LED ember bed lighting enhances the fireplace with or without flames
- ◆ Mood-enhancing LED ceiling light with four distinctive settings
- ◆ Smoked crystal ember bed and driftwood log set for a transitional design
- ◆ Standard 5,000-BTU thermostatically controlled heater delivers relaxing heat on demand
- ◆ Multi-function remote control included (on/off, flames, ember bed light, ceiling light, heater)
- ◆ Hardwired or plugged-in installation (120V grounded power cord provided)
- ◆ 1 Year Limited Warranty



*Plexus 84 with Yellow Flame  
Setting, Smoked Crystal Ember  
Bed, and Driftwood Log Set*



## Standard Features (Included)

*Push button multi-color flame presentations.*



*Blue Flame Setting shown with crystals media*



*Yellow Flame Setting shown with crystals media and driftwood log set*

## Multi-Function Remote (Included)



### Remote Features

• Main Power	On/Off
• Flame Intensity (Yellow)	4 levels + Off
• Flame Intensity (Blue)	4 levels + Off
• Ember Bed Lighting	Variable + Off
• Ceiling Mood Lighting	4 levels + Off
• Heater & Blower	High, Low, T-stat + Off
• One Button Preset	Preset Flame Effect

## ELECTRIC FIREPLACES

# SENTRY



*Sentry 55 with LED ember bed lighting*

Sentry electric fireplaces offer a mid-sized contemporary design with a smoked crystal ember bed. A vibrant and adjustable yellow flame appearance combined with multi-color ember lighting offer impressive views. The Sentry fireplace comes complete with a 5,000 btu heater and multi-function remote for the ultimate in beauty, comfort, and control.

## STANDARD FEATURES


- ◆ Available in 45" & 55" linear circulating models
- ◆ Slim 4-5/8" depth saves installed floor space
- ◆ Adjustable yellow flame presentation for greater realism
- ◆ Multi-colored LED ember bed lighting enhances the fireplace with or without flames
- ◆ Smoked crystal ember bed for a clean contemporary design
- ◆ Standard 5,000-BTU thermostatically controlled heater delivers relaxing heat on demand
- ◆ Multi-function remote control included (on/off, flames, ember bed light, heater, timer)
- ◆ Hardwired or plugged-in installation (120V grounded power cord provided)
- ◆ 1 Year Limited Warranty





*Sentry 55 with LED ember bed lighting*

### Standard Features (Included)



*Smoked crystals shown with LED ember bed*

### Multi-Function Remote (Included)



#### Remote Features

• Main Power	On + Off
• Flame Intensity (Yellow)	4 levels + Off
• Ember Bed Lighting	Variable + Off
• Heater & Blower	High, Low, T-stat + Off
• Timer Setting	30 minutes to 8 hours

## ELECTRIC FIREPLACES

# LUNARIS

*Lunaris 36 with  
Orange Flame setting,  
Glowing Ember Bed,  
and Charred Split Oak log Set*



The Lunaris electric fireplace offers a charred split oak log set and glowing ember bed image to deliver a traditional fireplace appearance. The adjustable flame height, intense embers and smoke-reflective interior combine for a realistic flame presentation. Standard 5,000-BTU 120V (10,000-BTU with 240V) heater delivers clean relaxing heat on demand.

## STANDARD FEATURES

- ◆ Available in a 36" traditional heat circulating model
- ◆ Mid-size 11-1/4" depth saves installed floor space
- ◆ Unique multi-level yellow and orange flame combination for greater realism
- ◆ Multi-level LED ember bed lighting enhances the fireplace with or without flames
- ◆ Mood-enhancing LED ceiling light with three distinctive settings
- ◆ Charred split oak log set and glowing ember bed
- ◆ Standard 5,000-BTU/120V (10,000-BTU/240V) thermostatically controlled heater
- ◆ Multi-function remote control included (on/off, flames, ember bed light, ceiling light, heater)
- ◆ Automatic shutoff timer for added convenience and efficiency
- ◆ Hardwired or plugged-in installation 120V/240V (120V grounded power cord provided)
- ◆ 1 Year Limited Warranty

*Lunaris 36 with  
Orange Flame setting,  
Glowing Ember Bed,  
and Charred Split Oak log Set*

### Standard Features (Included)

*Push button multi-color flame presentations.*



*Orange Flame*



*Yellow Flame*

### Multi-Function Remote (Included)



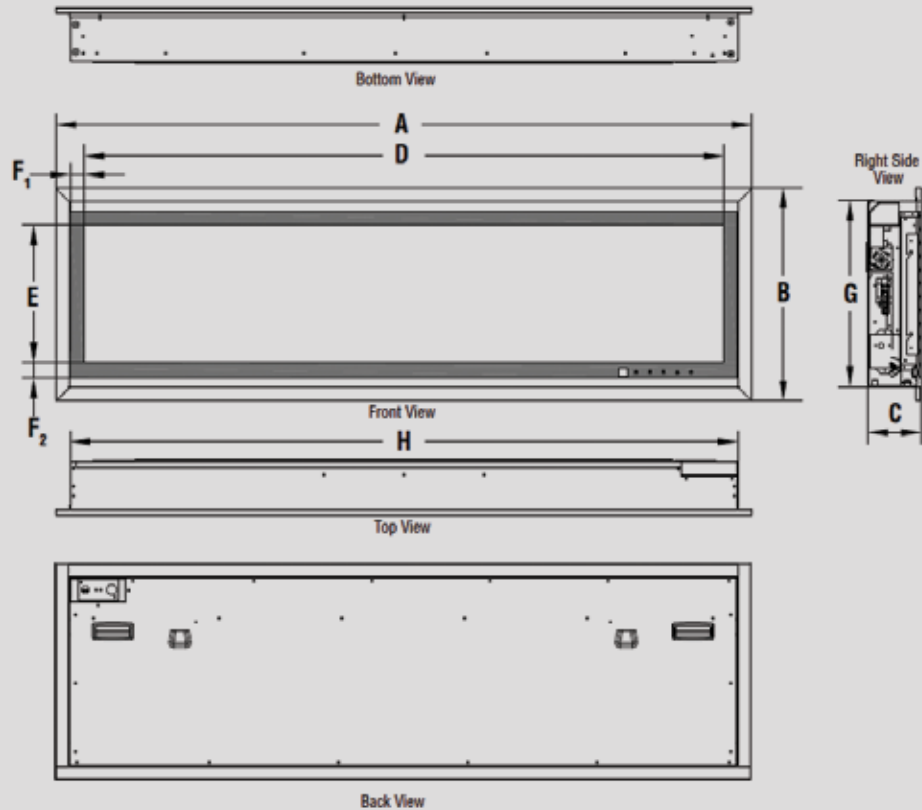
#### Remote Features

- Main Power: On + Off
- Flame Intensity (Yellow): 4 levels + Off
- Flame Intensity (Orange): 4 levels + Off
- Ceiling Mood Lighting: 4 Levels + Off
- Ember Bed Lighting: Variable + Off
- Heater & Blower: High, Low, T-stat + Off
- Timer: 30 minutes to 8 hours + Off
- One Button Preset: Preset Flame Effect



## APPLIANCE SPECIFICATIONS

### PLEXUS/SENTRY SERIES



### PLEXUS/SENTRY DIMENSIONS

	45"	55"	60"	72"	84"	100"
A	49-7/8"	59-7/8"	64-7/8"	76-7/8"	88-7/8"	104-7/8"
B	18-3/8"	18-3/8"	18-3/8"	18-3/8"	18-3/8"	18-3/8"
C	4-5/8"	4-5/8"	6"	6"	6"	6"
D	45"	55"	60"	72"	84"	100"
E	11-7/8"	11-7/8"	11-7/8"	11-7/8"	11-7/8"	11-7/8"
F <sub>1</sub>	1-1/4"	1-1/4"	1-1/4"	1-1/4"	1-1/4"	1-1/4"
F <sub>2</sub>	1-3/8"	1-3/8"	1-3/8"	1-3/8"	1-3/8"	1-3/8"
G	16"	16"	16"	16"	16"	16"
H	47-1/2"	57-1/2"	62-1/2"	74-1/2"	86-1/2"	102-1/2"

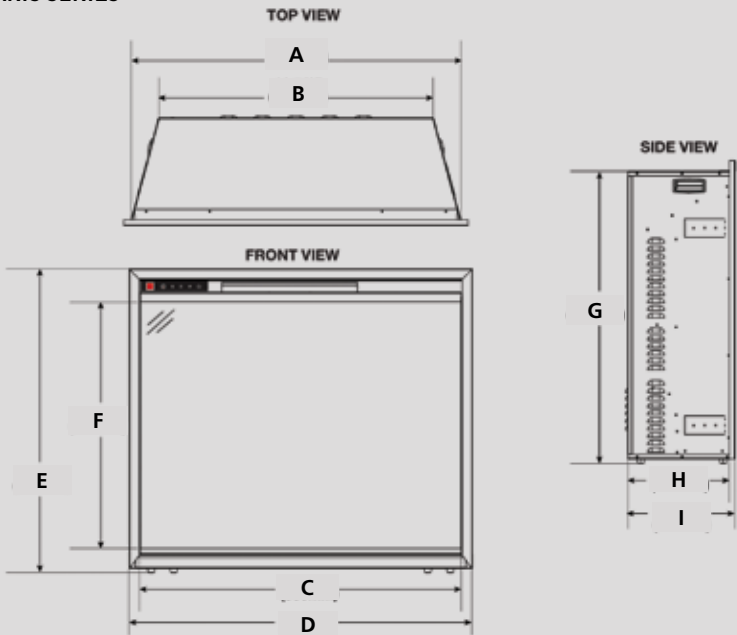
### FRAMING SPECIFICATIONS

	PLEXUS/SENTRY						LUNARIS
	45"	55"	60"	72"	84"	100"	36"
H	16-1/2"	16-1/2"	16-1/2"	16-1/2"	16-1/2"	16-1/2"	31-1/4"
W	48"	58"	63"	75"	87"	103"	35-1/8"
D	5-1/8"	5-1/8"	6-1/2"	6-1/2"	6-1/2"	6-1/2"	11"

### LUNARIS DIMENSIONS

	36"
A	34-5/8"
B	27-7/8"
C	33-7/8"
D	36-1/8"
E	31-7/8"
F	25-7/8"
G	30-3/4"
H	10-5/8"
I	11-1/4"

### LUNARIS SERIES



#### IMPORTANT NOTES:

Heating element not intended for continuous use.

As with any fireplace, this appliance is extremely hot during operation. Read and understand all operating instructions before using this appliance. For further information, consult your dealer.

Diagrams, illustrations and photographs are not to scale—consult installation instructions. Product designs, materials, dimensions, specifications, colors and prices are subject to change or discontinuance without notice.

*FRONT COVER Plexus 72 with Yellow Flame Setting and Driftwood Log Set*

**astria**  
FIREPLACES®

© 2025 Innovative Hearth Products  
785742M 08/25

Visit us online  
Astria.us.com

