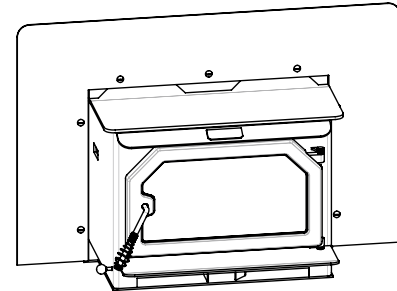


Performer™ Models C210TGLS & C210AGLS

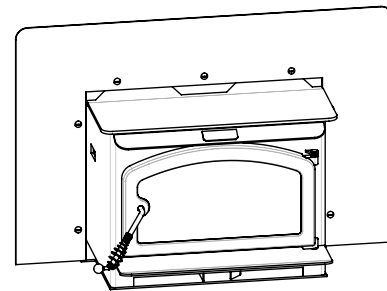
Appliance Specifications - Factory-Built or Masonry Wood Fireplace Insert



Product Reference Information			
Model	Description	Ship. Weight	Ship. Volume
C210TGLS	C210TGLS, Insert / Traditional Black Door / Nickel Nameplate	427 lb.	18.30 cu. ft.
C210AGLS	C210AGLS, Insert / Arch Black Door / Nickel Nameplate	426 lb.	18.35 cu. ft.



Performer™ C210TGL with Traditional Door



Performer™ C210AGL with Arch Door

Specifications

C210GLS

Chimney Diameter	6" (152mm)
Log Length	19" Max (483mm)
Firebox	Volume = 2.0 cu. ft.
Heating Capacity*	1,200 to 2,000 sq. ft.
Max. Heat Output*	76,000 BTUs/hr.
Max. Burn Times*	7-9 hrs.

Inserts

Optional Accessories

- Surround Panel Kits - Various sizes offered, 26-1/2" x 40", 26-1/2" x 48", 30-1/2" x 40", 30-1/2" x 48".
- Faceplates - Available in traditional black, nickel, brushed and nickel.
- Thermally Activated Blowers (160-CFM) - black, nickel and brushed nickel.
- Front Support 40"-48" Width/8"-0" Height

Options

NOTES:

- *Diagrams, illustrations and photographs are not to scale – consult installation instructions. Product designs, materials, dimensions, specifications, colors and prices are subject to change or discontinuance without notice.*
- *Dimensions shown are approximations only (+/- 1/4")*
- *Square-foot heating capacities are approximations only. Actual performance may vary depending upon home design and insulation, ceiling heights, climate, condition and type of fuel used, appliance location, burn rate, accessories chosen, chimney installation and how the appliance is operated.*

Notes

Listing

Performer™ Models C210AGLS & C210TGLS inserts are safety listed with the following agency:

- Listing Agency: PFS TECO. Listed to UL 1482-2022, ULC S628-2022



Report No. 14-185

Certified to comply with EPA 2020 particulate emission standards using crib wood.
Emissions value: 1.5 g/hr

Performer™ Models C210TGLS & C210AGLS

Hearth Protection

Hearth

The hearth and/or floor protection must be a thermally rated non-combustible hearth/floor protector meeting or exceeding a thermal rating of $k=84$ or equivalent with a listed thickness of 3/8" (9.5mm) minimum in USA (3/4" - 19mm minimum in Canada). The covering must extend 18" (450mm) in front of the heater and 8" (200mm) to either side (measured from door opening in the USA and measured from the side of the unit in Canada).

Model	*A	*B	*C	*D	E(1)
C210GLS	USA-24" CAN-813mm	USA-18" CAN-660mm	18" 450mm	15" 381mm	USA-8" CAN-200mm
C210GLS w/ mantel and/ or side shields ①	USA-16" CAN-813mm	USA-10" CAN-660mm	18" 450mm	USA-8" 381mm	USA-8" CAN-200mm

Model	F (1)	G	H	J(2)	M
C210GLS	18" 450mm	12-1/4" 311mm	19" 483mm	4-1/2" 114mm	42-1/8" 1070mm
C210GLS w/ mantel and/or side shields ①	18" 450mm	12-1/4" 311mm	19" 483mm	4-1/2" 114mm	34-1/8" 867mm

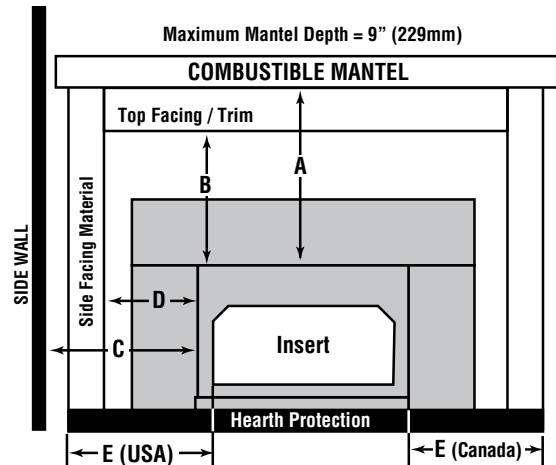
* Reduced clearances may be available for A, B, C and D dimensions per NFPA 211 - latest edition, Standard for Chimneys, Fireplaces, Vents, and Solid Fuel-Burning Appliances (in Canada CSA B365 - latest edition). See section on "Reduction of Appliance Clearance with Specified Forms of Protection."

** Side view of optional mantel deflector shown.

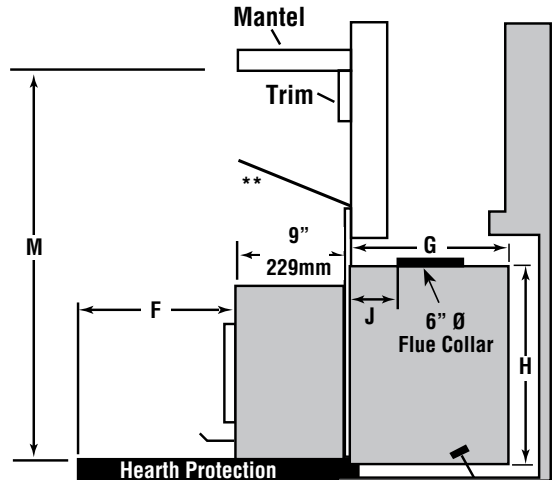
(1)Hearth extension reductions: 2" (51mm) reduction for 2" (51mm) raised hearth. (USA) 16" minimum hearth extension on all stoves as measured from the door opening of the unit. (Canada) 18"(450mm) minimum hearth extension on all stoves as measured from the door opening of the unit. Minimum distance of floor protection to the side = 8" (200mm). This is measured from the sides of the door opening in the USA and from the sides of the insert in Canada.

(2) J = Maximum lintel depth without flue offset or smoke deflector.

NOTE: Facing material that projects more than 3/4" (19mm) from the wall is considered a mantel or side wall.



Clearance Figures



Fireplace Sizing	
C210GLS	Masonry Fireplace UBC Chapter 37
Depth Min.	12-1/2" (318mm)
Height Min.	19-1/4" (489mm)
Width Min.	26" (660mm)
Lintel Max. Depth ①	4-1/2" (114mm)

① Without use of adjustable offset box or smoke deflector

Clearances