

ARIES CD

DIRECT VENT GAS FIREPLACES



astria
FIREPLACES®



*Aries CD 35 shown with Black Glass
Media and Black Painted Interior*

The **Aries CD** Contemporary direct vent combines beauty, efficiency and value, and features a clean faced heat-circulating design with beautiful flame, and crushed glass media. All models are equipped with a standard barrier that meets 2015 requirements.



Black Crushed glass media

Options

INTERIOR


Glass media in a variety of colors



Black (Standard)



Platinum



Reflective Blue

STANDARD FEATURES

- ◆ Available in 33", 35", 40" and 45" clean-faced models
- ◆ Dedicated top or rear flue configuration (45" model is a combo top/rear)
- ◆ Electronic ignition with seamless battery backup operation in the event of a power outage
- ◆ Beautiful flame that rises through crushed glass media
- ◆ Outstanding heating efficiency for increased comfort and lower operating costs
- ◆ Standard tempered glass and a protective screen*
- ◆ Black painted interior
- ◆ Durable textured powder coat finish
- ◆ Optional blower and remote controls available for all models
- ◆ Limited Lifetime Warranty

*All applicable models comply with ANSI Z21.50/88 barrier requirements.

ADDITIONAL OPTIONS

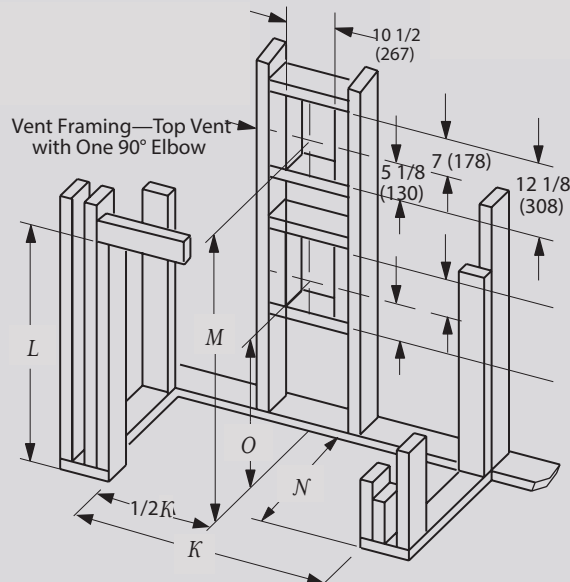
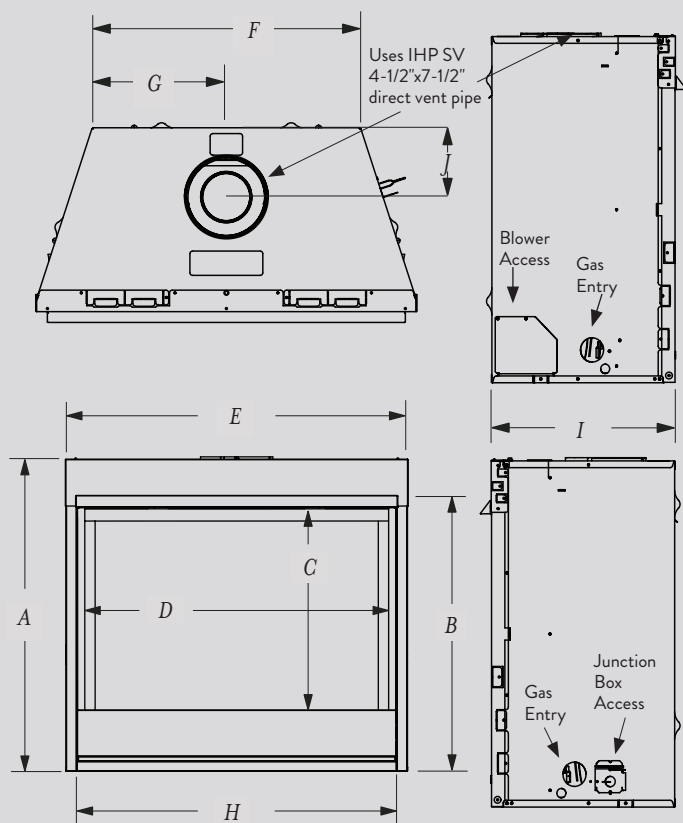
- ◆ Choice of blower with multiple control options
- ◆ Remotes & wall mounted controls



Optional Touch Remote

APPLIANCE SPECIFICATIONS

FLAT WALL FRAMING SPECIFICATIONS



	ARIES CD 33	ARIES CD 35	ARIES CD 40	ARIES CD 45
K	33-3/4"	35-3/8"	40-3/8"	45-3/8"
L	34-1/4"	36-1/4"	41-1/4"	41-1/4"
M	36-7/8"	38-3/4"	43-3/4"	43-3/4"
N	14-1/2"	18"	18"	18"
O	19-5/8"	23-3/8"	28-1/4"	28-1/4"

* Includes 4" for fold-up standoffs

FIREPLACE EFFICIENCIES

MODEL	FUEL	BTU/HR	AFUE**	P4/ENERGUIDE*
ARIES CD 33	NG	12,000	64%	60.4%/64.8%
ARIES CD 33	LP	10,000	64%	60.4%/64.8%
ARIES CD 35	NG	15,000	65.5%	61.0%/65.0%
ARIES CD 35	LP	12,000	65.5%	61.0%/65.0%
ARIES CD 40	NG	16,000	65.5%	62.0%/65.0%
ARIES CD 40	LP	15,000	65.5%	62.0%/65.0%
ARIES CD 45	NG	20,000	65%	63.0%/66.0%
ARIES CD 45	LP	19,000	65%	63.0%/66.0%

*Intermittent ignition systems.

**Annual Fuel Utilization Efficiency (AFUE) is the recognized U.S. rating system for the total efficiency of heating products.

IMPORTANT NOTES:

As with any fireplace, this appliance is extremely hot during operation. Read and understand all operating instructions before using this appliance. For further information, consult your dealer.

Local conditions, such as elevation, wind, vent configuration and choice of fuel will affect overall appearance of the fire and heating performance. Performance can also vary with home design and insulation, climate, condition and type of fuel used, appliance location, burn rate, accessories chosen, chimney installation and how the appliance is operated.

Diagrams, illustrations and photographs are not to scale—consult installation instructions. Product designs, materials, dimensions, specifications, colors and prices are subject to change or discontinuance without notice.

astria
FIREPLACES®

© 2021 Innovative Hearth Products

785394M 10/21

Visit us online
Astria.us.com

PFS
C US
Report #F13-094

