




STANDARD FEATURES

- ◆ Available in 36", 42" and 50" models
- ◆ 30" tall, full brick to-face-design opening on all models.
- ◆ 99.9% heating efficiency when paired with a vent-free gas log set*
- ◆ Fully insulated firebox for increased performance in colder climates
- ◆ Mosaic Masonry Firebrick or Estate Refractory Panels available in a variety of patterns and colors with integrated ash lip (1- required)
- ◆ Includes mesh fire screens
- ◆ Easy-access gas line knockouts on both sides for quick and simple installation.
- ◆ Dual (left hand/right hand) outside air kits available for maximum performance
- ◆ Durable textured powder coat finish
- ◆ Lifetime Limited Warranty

*Compatible with any listed ANSI Z21.11.2 vent-free log set. Choose an Astria vent-free unit for the best results.

MOSAIC MASONRY FIREBRICK LINERS



Midnight Full Herringbone




Midnight Full Stacked



Warm Red Full Herringbone



Warm Red Full Stacked



Midnight Split Herringbone




Midnight Split Stacked



Warm Red Split Herringbone



Warm Red Split Stacked



Slate Grey Full Herringbone




Slate Grey Full Stacked



Ivory Full Herringbone



Ivory Full Stacked



Slate Grey Split Herringbone



Slate Grey Split Stacked




Ivory Split Herringbone



Ivory Split Stacked


ESTATE PANEL REFRACTORY LINERS



Black Herringbone




Black Stacked




Cappuccino Herringbone




Cappuccino Stacked



Grey Herringbone



Grey Stacked

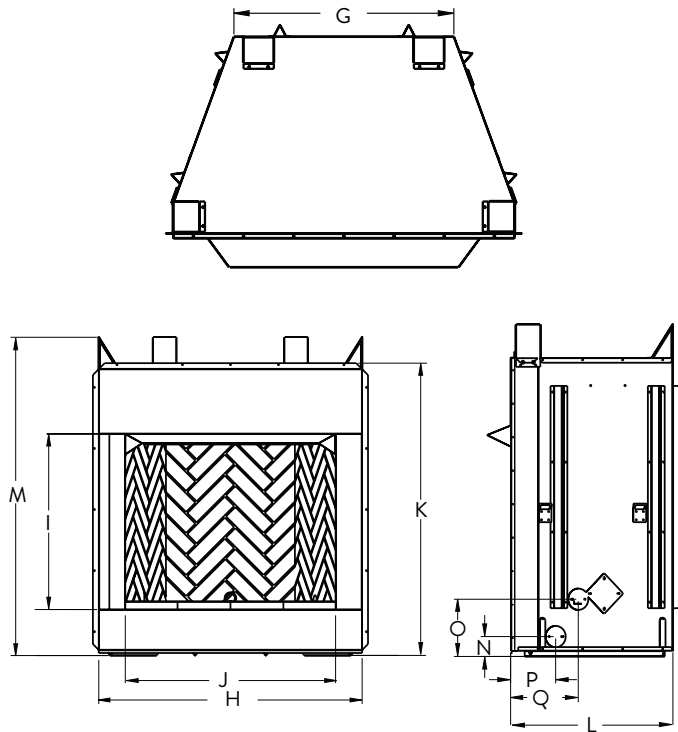


Creamer Herringbone



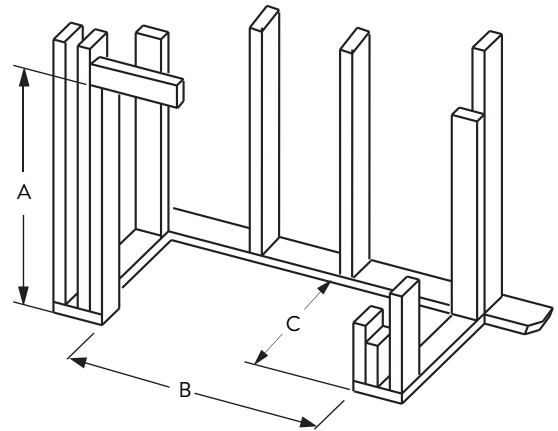
Creamer Stacked

APPLIANCE SPECIFICATIONS



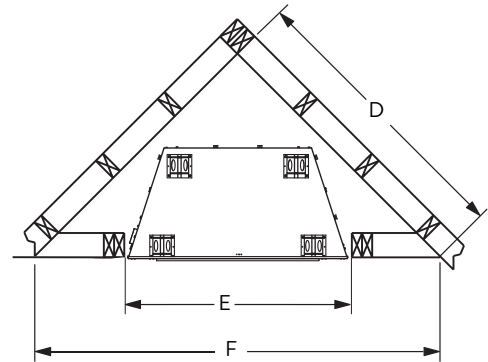
	MARQUEE 36	MARQUEE 42	MARQUEE 50
G	29"	30-5/16"	38-5/16"
H	45-1/8"	51-1/8"	59-1/8"
I	30"	30"	30"
J	36"	42"	50"
K	49"	49"	49"
L	28"	30"	30"
M	54-1/2"	54-1/2"	54-1/2"
N	3-5/16"	3-5/16"	3-5/16"
O	9-7/16"	9-7/16"	9-7/16"
P	7-3/8"	8-3/4"	8-3/4"
Q	11-1/8"	13"	13"

FLAT WALL FRAMING SPECIFICATIONS



	MARQUEE 36	MARQUEE 42	MARQUEE 50
A	54-5/8"	54-5/8"	54-5/8"
B	45-3/8"	51-3/8"	59-3/8"
C	28-1/4"	30-1/8"	30-1/8"

CORNER FRAMING SPECIFICATIONS



	MARQUEE 36	MARQUEE 42	MARQUEE 50
D	61"	65"	71"
E	45-3/8"	51-3/8"	59-3/8"
F	86-1/2"	92"	100"

IMPORTANT NOTES:

As with any fireplace, this appliance is extremely hot during operation. Read and understand all operating instructions before using this appliance. For further information, consult your dealer.

Local conditions, such as elevation and choice of fuel will affect overall appearance of the fire and heating performance. Performance can also vary with home design and insulation, ceiling height, accessories chosen and appliance location.

Diagrams, illustrations and photographs are not to scale — consult installation instructions. Product designs, materials, dimensions, specifications, colors and prices are subject to change or discontinuance without notice.

astria
FIREPLACES®

© 2021 Innovative Hearth Products
785776M 11/21

Visit us online
Astria.us.com

