

# VENETIAN

## VENT-FREE GAS FIREBOXES

astria  
FIREPLACES®




### STANDARD FEATURES

- ◆ Available in 36", 42" and 50" models
- ◆ 30" tall, full brick to-face-design opening on all models.
- ◆ 99.9% heating efficiency when paired with a vent-free gas log set\*
- ◆ Fully insulated firebox for increased performance in colder climates
- ◆ Mosaic Masonry Firebrick or Estate Refractory Panels available in a variety of patterns and colors with integrated ash lip (one required)
- ◆ Durable 304-stainless steel on front face, and all surfaces exposed to weather.
- ◆ Includes stainless steel mesh fire screens
- ◆ Easy-access gas line knockouts on both sides for quick and simple installation.
- ◆ Lifetime Limited Warranty

\*Compatible with any listed ANSI Z21.11.2 vent-free log set. Choose an Astria vent-free unit for the best results.

### MOSAIC MASONRY FIREBRICK LINERS



Midnight Full Herringbone




Midnight Full Stacked



Warm Red Full Herringbone



Warm Red Full Stacked




Midnight Split Herringbone




Midnight Split Stack



Warm Red Split Herringbone




Warm Red Full Stacked



Slate Grey Full Herringbone




Slate Grey Full Stack



Ivory Full Herringbone



Ivory Full Stack



Slate Grey Split Herringbone



Slate Grey Split Stack




Ivory Split Herringbone



Ivory Split Herringbone


### ESTATE PANEL REFRACTORY LINERS



Black Herringbone




Black Stacked




Cappuccino Herringbone




Cappuccino Stacked



Grey Herringbone



Grey Stacked

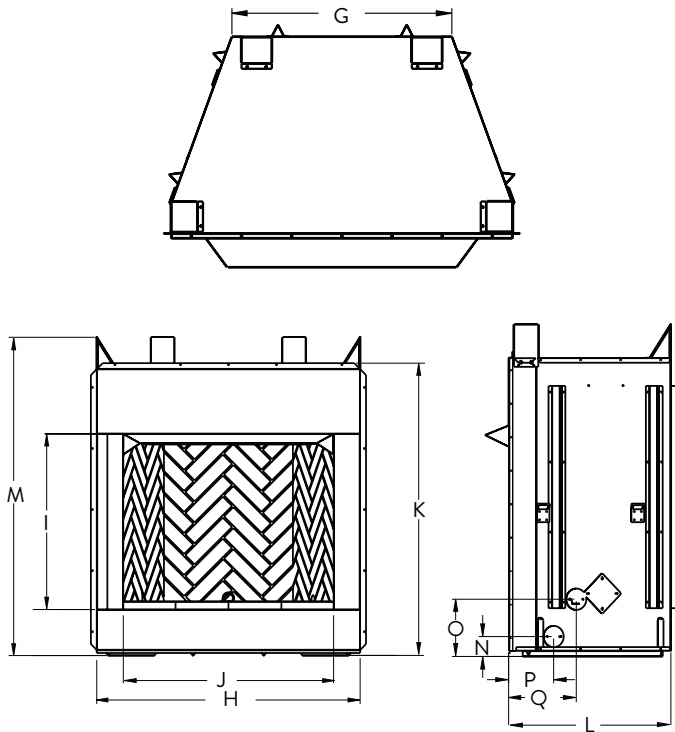


Creamer Herringbone



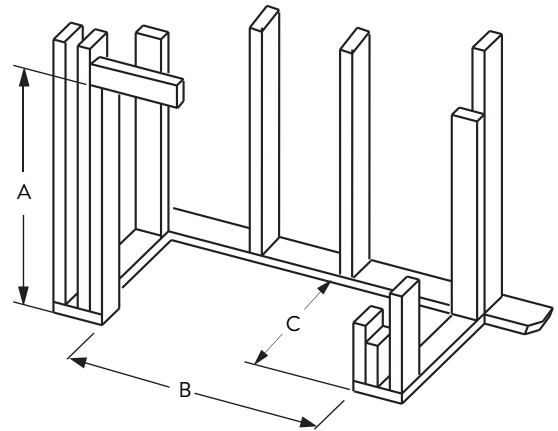
Creamer Stacked

## APPLIANCE SPECIFICATIONS



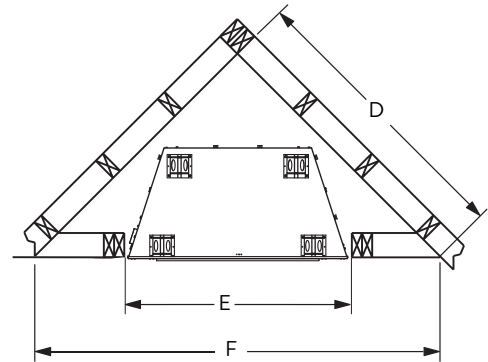
	VENETIAN 36	VENETIAN 42	VENETIAN 50
G	29"	30-5/16"	38-5/16"
H	45-1/8"	51-1/8"	59-1/8"
I	30"	30"	30"
J	36"	42"	50"
K	49"	49"	49"
L	28"	30"	30"
M	54-1/2"	54-1/2"	54-1/2"
N	3-5/16"	3-5/16"	3-5/16"
O	9-7/16"	9-7/16"	9-7/16"
P	7-3/8"	8-3/4"	8-3/4"
Q	11-1/8"	13"	13"

## FLAT WALL FRAMING SPECIFICATIONS



	VENETIAN 36	VENETIAN 42	VENETIAN 50
A	54-5/8"	54-5/8"	54-5/8"
B	45-3/8"	51-3/8"	59-3/8"
C	28-1/4"	30-1/8"	30-1/8"

## CORNER FRAMING SPECIFICATIONS



	VENETIAN 36	VENETIAN 42	VENETIAN 50
D	61"	65"	71"
E	45-3/8"	51-3/8"	59-3/8"
F	86-1/2"	92"	100"

### IMPORTANT NOTES:

As with any fireplace, this appliance is extremely hot during operation. Read and understand all operating instructions before using this appliance. For further information, consult your dealer.

Local conditions, such as elevation and choice of fuel will affect overall appearance of the fire and heating performance. Performance can also vary with home design and insulation, ceiling height, accessories chosen and appliance location.

Diagrams, illustrations and photographs are not to scale — consult installation instructions. Product designs, materials, dimensions, specifications, colors and prices are subject to change or discontinuance without notice.

astria  
FIREPLACES®

© 2021 Innovative Hearth Products

Visit us online  
Astria.us.com

PFS  
C US

