

# VRT3200 SERIES

VENT-FREE GAS FIREBOXES

**Superior**  
FIREPLACES®



## FEATURES

- Available in 32", 36" and 42" models.
- 28" tall and full width refractory opening on all models
- Low to the floor masonry design for a cleaner, more traditional look.
- Realistic refractory brick liner available in stacked or herringbone pattern.
- Mesh draw screens for a more realistic appearance.
- Radiant smooth-faced design with durable black powder-coat finish.
- Includes required heat deflection hood.
- Select from a variety of compatible vent-free log sets and controls (sold separately)
- Optional outside air kit available.
- 20 year limited warranty.

Compatible with any listed ANSI Z21.11.2 vent-free log set.  
Choose a Superior vent-free log set for best results.

## INTERIORS



Stacked



Herringbone

## COMPATIBLE VF GAS LOG SETS



Crescent Hill



Crescent Hill HD



Golden Oak



Boulder Mountain



Rugged Stack



Wild Timber



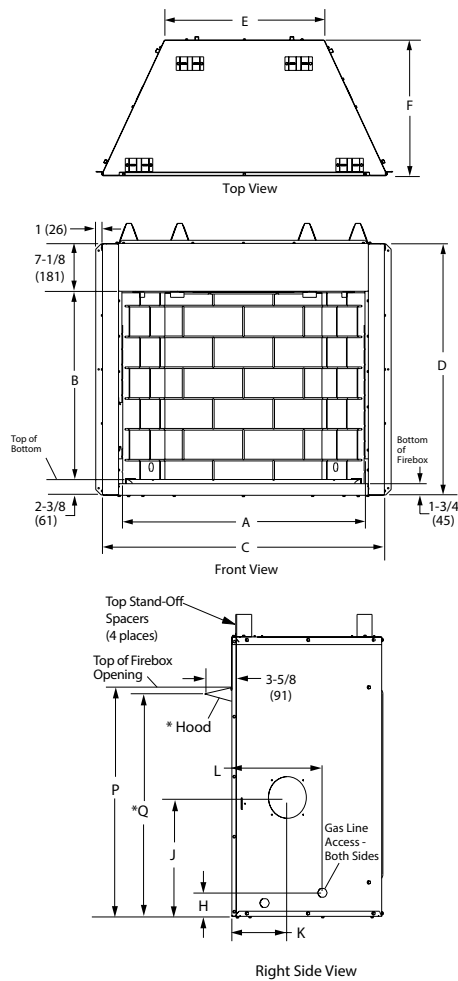
Granite Ridge



Silverstone Timber

[superiorfireplaces.us.com](http://superiorfireplaces.us.com)

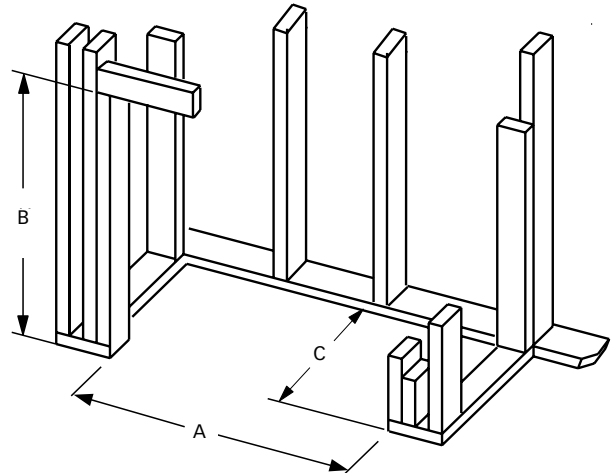
## APPLIANCE SPECIFICATIONS



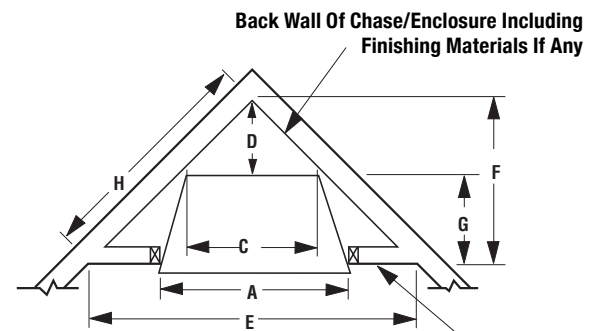
	VRT3232	VRT3236	VRT3242
A	33"	36"	42"
B	27-7/8"	27-7/8"	27-7/8"
C	37-3/4"	41-3/4"	47-3/4"
D	37-1/4"	37-1/4"	37-1/4"
E	19-1/2"	23-1/2"	29-1/2"
F	20"	20"	20"
G	3"	3"	3"
H	3-3/16"	3-3/16"	3-3/16"
J	15-7/8"	15-7/8"	15-7/8"
K	7-1/2"	7-1/2"	7-1/2"
L	12"	12"	12"
M	1-3/8"	1-3/8"	1-3/8"
N	5-1/2"	5-1/2"	5-1/2"
P	30-3/8"	30-3/8"	30-3/8"
Q	29-5/8"	29-5/8"	29-5/8"

## FRAMING SPECIFICATIONS

	VRT3232	VRT3236	VRT3242
A	38-1/4"	42-1/4"	48-1/4"
B	40-1/4"	40-1/4"	40-1/4"
C	20-1/2"	20-1/2"	20-1/2"



## CORNER INSTALLATION



## INTERIOR FIREBOX DIMENSIONS\*

	VRT3232	VRT3236	VRT3242
FRONT WIDTH	31"	35"	41"
REAR WIDTH	19-1/4"	23-1/4"	29-1/4"
DEPTH	19-5/8"	19-5/8"	19-5/8"
HEIGHT	27-7/8"	27-7/8"	27-7/8"

\* To assist with compatible log size selection

## IMPORTANT NOTES:

As with any fireplace, this appliance is extremely hot during operation. Read and understand all operating instructions before using this appliance. For further information, consult your dealer.

Local conditions, such as elevation and choice of fuel will affect overall appearance of the fire and heating performance. Performance can also vary with home design and insulation, ceiling height, accessories chosen and appliance location.

Diagrams, illustrations and photographs are not to scale – consult installation instructions. Product designs, materials, dimensions, specifications, colors and prices are subject to change or discontinuance without notice.



© 2025 Innovative Hearth Products

785841M 07/25

Visit us online  
[SuperiorFireplaces.us.com](http://SuperiorFireplaces.us.com)

